

Mission Spelling with Flo

Practising spelling words day after day can get boring. Flo is on a mission to turn spelling review into a fun and unpredictable activity!


Game prep (first time only): Print and cut out the cards. If needed, also print and cut out [this set of uppercase and lowercase letters](#).

How to play: At the beginning of the study session, draw a challenge card to find out what your spelling activity will be for the day. You can also draw four or five cards at the beginning of the week and spread them out over the following days.

The cards fall into five categories, each designed to suit different learning styles. The different border colours will help you make your choice based on the weather, the time required, and the materials you have on hand.

Set aside any cards that you can't or don't want to use. You can also create new ones with your child.

Now, get studying!



Let's go outside! Today, you can...

Let's go outside!
Today, you can...

**Trace your spelling words
in the snow or the sand
with a stick.**



Let's go outside!
Today, you can...

**Write your spelling words
in chalk.**




Let's go outside!
Today, you can...

**Cut out giant letters and
make words by pinning
them to a clothesline.**



Let's go outside!
Today, you can...

**Use natural materials
(branches, leaves, rocks,
etc.) to form the letters
in your words.**



Let's have fun with materials around the house.

Today, try using one or more of these materials to form your spelling words...

Let's have fun with materials around the house.

Today, try using one or more of these materials to form your spelling words...

Modelling clay.



Let's have fun with materials around the house.

Today, try using one or more of these materials to form your spelling words...

Newspapers or magazines:

Find and cut out the letters you need for your words.



Let's have fun with materials around the house.

Today, try using one or more of these materials to form your spelling words...

Magnetic letters on the fridge, letters in alphabet soup, Scrabble tiles, or Alloprof's cut-out letters.



Let's have fun with materials around the house.

Today, try using one or more of these materials to form your spelling words...

Homemade or store bought alphabet stamps.



Let's have fun with materials around the house.

Today, try using one or more of these materials to form your spelling words...

A disconnected or broken keyboard:

Use it like a typewriter.



Let's have fun with materials around the house.

Today, try using one or more of these materials to form your spelling words...

A laser pointer or flashlight pointed at a wall.



Let's be creative.

Today, you'll write down your spelling words in creative ways...

Let's be creative.

Today, you'll write down your spelling words in creative ways...

On the window with washable crayons, or in the bath with bath crayons.



Let's be creative.

Today, you'll write down your spelling words in creative ways...

Using a different colour for each letter.



Let's be creative.

Today, you'll write down your spelling words in creative ways...

With your eyes closed!



Let's be creative.

Today, you'll write down your spelling words in creative ways...

Left-handed if you're right-handed or right-handed if you're left-handed.



Let's be creative.

Today, you'll write down your spelling words in creative ways...

Like a staircase:

Write the first letter of the word, then, just below it, the first and second letters of the word, and so on to form a staircase.

Let's be creative.

Today, you'll write down your spelling words in creative ways...

One letter at a time:

You and a parent take turns writing a letter to complete the word.

Let's look at words differently.

Today, you have to guess your spelling words in different ways...

Let's look at words differently.
Today, you have to guess your spelling words in different ways...

By playing hangman.



Let's look at words differently.
Today, you have to guess your spelling words in different ways...

By unscrambling the letters:

Have someone else mix up the letters for you before you start.

Let's look at words differently.
Today, you have to guess your spelling words in different ways...

Based on the definition:

Then, you have to spell it correctly.



Let's look at words differently.
Today, you have to guess your spelling words in different ways...

By adding the missing letters:

First, ask someone to rewrite your word list with some letters removed



Let's get moving. Today, every time you write a letter or syllable for each of your spelling words, you'll have to do one of the following...

Let's get moving.

Today, every time you write a letter or syllable for each of your spelling words, you'll have to do one of the following...

Change position.



Let's get moving.

Today, every time you write a letter or syllable for each of your spelling words, you'll have to do one of the following...

Go up or down a step.



Let's get moving.

Today, every time you write a letter or syllable for each of your spelling words, you'll have to do one of the following...


Jump like your favourite animal.



Let's get moving.

Today, every time you write a letter or syllable for each of your spelling words, you'll have to do one of the following...

Throw a ball or a rolled-up sock.



--



