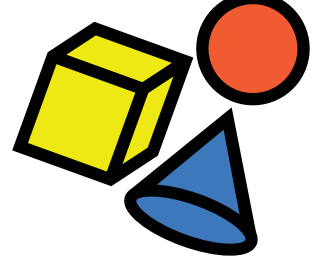


Game: Name That Polygon















Triangle, square, pentagon, emoticon. So, your child thinks they know their geometric shapes? Here's a little memory game you can play to test their knowledge!

Instructions :

- Print the page featuring a series of shapes along with their names (on fairly thick paper, if possible).
- Cut them out to make individual cards.
- Shuffle the shapes and lay them face up on the table.
- Take a minute to memorize the shapes, then turn the cards over.
- Without peeking, try to place the correct shape name on the corresponding shape card.
- Turn over the shapes to see how many you got right by checking the answer key.

* You can also invent your own rules or play together with someone else!

Correction :

 parallelogram	 equilateral triangle	 square	 rhombus
 hexagon	 rectangle	 pentagon	 trapezoid
 octagon	 right triangle	 isosceles triangle	 scalene triangle

rhombus

square

**equilateral
triangle**

trapezoid

**right
triangle**

rectangle

**isosceles
triangle**

octagon

hexagone

pentagon

**parallelo
gram**

**scalene
triangle**



