

How to Write Adventure Fiction

alloprof

Head to alloprof.ca/en
for more resources

**This is a story
about a...**



**In the beginning,
he/she...**



Then...



To do this...



Then, he/she...



Finally, he/she...



What to do

1. For each part of the story, choose an illustration from the right-hand column.
2. Incorporate each of these elements into your story.
3. Share your story with your parents.
4. Encourage your parents to make up their own story.
5. Have fun!

Remember: adventure fiction features characters who face unexpected—and potentially life-threatening—situations. To create suspense, the plot should be surprising, unusual, and perhaps even dangerous for the main character, all while remaining in the realm of the possible.

How to Write Crime Fiction


**This is a story
about a...**



**In the beginning,
he/she...**



Then...



To do this...



Then, he/she...



Finally, he/she...



What to do

1. For each part of the story, choose an illustration from the right-hand column.
2. Incorporate each of these elements into your story.
3. Share your story with your parents.
4. Encourage your parents to make up their own story.
5. Have fun!


Remember: crime fiction centres on a mystery or crime. The story usually begins with a crime scene, and then gradually recounts the main character's attempt to figure out the culprit.

How to Write a Dark Fantasy

**This is a story
about a...**



**In the beginning,
he/she...**




Then...




To do this...



Then, he/she...



Finally, he/she...



What to do

1. For each part of the story, choose an illustration from the right-hand column.
2. Incorporate each of these elements into your story.
3. Share your story with your parents.
4. Encourage your parents to make up their own story.
5. Have fun!


Remember: dark fantasy features a character living in the real world who is suddenly confronted with supernatural or magical events. The author focuses on instilling feelings of uncertainty, worry, fear, and dread in the main character (and the reader), but not to scare them.

How to Write Science Fiction

alloprof

Head to alloprof.ca/en
for more resources

**This is a story
about a...**



**In the beginning,
he/she...**



Then...




To do this...



Then, he/she...



Finally, he/she...



What to do

1. For each part of the story, choose an illustration from the right-hand column.
2. Incorporate each of these elements into your story.
3. Share your story with your parents.
4. Encourage your parents to make up their own story.
5. Have fun!

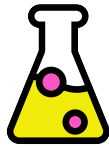
Remember: with science fiction, the author writes about a futuristic world in which the characters usually have advanced technological or scientific skills. Oftentimes, the main character is on an important mission, with the fate of the human race (or the planet) in their hands.

How to Write a Historical Narrative

alloprof

Head to alloprof.ca/en
for more resources

**This is a story
about a...**



**In the beginning,
he/she...**




Then...




To do this...



Then, he/she...



Finally, he/she...




What to do

1. For each part of the story, choose an illustration from the right-hand column.
2. Incorporate each of these elements into your story.
3. Share your story with your parents.
4. Encourage your parents to make up their own story.
5. Have fun!


Remember: a historical narrative combines fiction with historical facts. The author offers their personal interpretation of events that actually happened, using their imagination to fill in gaps in the official narrative.

How to Write a Love Story


**This is a story
about a...**




**In the beginning,
he/she...**




Then...



To do this...



Then, he/she...



Finally, he/she...




What to do

1. For each part of the story, choose an illustration from the right-hand column.
2. Incorporate each of these elements into your story.
3. Share your story with your parents.
4. Encourage your parents to make up their own story.
5. Have fun!

Remember: a love story tells the story of an individual (or couple) who is in love. It's essential to create genuine and endearing characters so that readers identify with them and feel emotionally connected. The story should sweep readers off their feet.

How to Write a Fairy Tale


**This is a story
about a...**




**In the beginning,
he/she...**



Then...



To do this...



Then, he/she...



Finally, he/she...



What to do

1. For each part of the story, choose an illustration from the right-hand column.
2. Incorporate each of these elements into your story.
3. Share your story with your parents.
4. Encourage your parents to make up their own story.
5. Have fun!

Remember: a fairy tale is set in a world filled with wonder, magic, the supernatural, and miracles. The author's imagination is the only limit.

My Story



alloprof

Head to alloprof.ca/en
for more ressources

This is a story about a... _____

In the beginning, he/she... _____

Then... _____

To do this... _____

Then, he/she... _____

Finally, he/she... _____
