Learning Activity

alloprof
Head to alloprof.ca/en
for more ressources

Science and Technology
Grades 5 and 6

Classifying Celestial Bodies



Teacher's Guide

© Alloprof

Activity Summary

The “Classifying Celestial Bodies” learning activity helps students in Cycle 3 learn to recognize the main celestial bodies in the solar system. They will learn the key characteristics of a star, a planet, and a natural satellite. Next, they will cut out celestial bodies from our solar system and use clues to classify them into categories.



© Alloprof

Objective

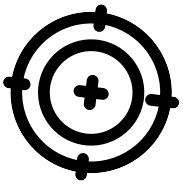

Recognize the main celestial bodies of the solar system (stars, planets, and natural satellites)

Duration

Step	Format	Details	Duration (min)
Introduction	Class	Overview	5
Preparation	Class	Explanation of the section *What Are the Characteristics of a Star, a Planet, and a Natural Satellite?*	10
Realisation	Individually	Cutting and classifying	20
Integration	Class	Validation of classification	15
Conclusion	Individually	Gluing and self-evaluation	10

Activity Format

In class and individually

Material

- 1 copy of the Student Booklet
- 1 copy of the Appendix
- 1 pair of scissors
- 1 glue stick

© Alloprof

Recommended Steps

Introduction (5 min)

- Distribute a copy of the Student Booklet to each student.
- Introduce the teaching goal of the activity: to recognize the main celestial bodies of the solar system.

Preparation (10 min)

- Present the section *What Are the Characteristics of a Star, a Planet, and a Natural Satellite?* in the Student Booklet.
- You can use the following QR codes to access Alloprof content.

What is plasma?

What is a galaxy?

What is an orbit?

Realisation (20 min)

- Distribute a copy of the Appendix to each student.
- Students complete steps 1 and 2 of the section *Classifying Celestial Bodies in Our Solar System*.
  - They should refer to the section *What Are the Characteristics of a Star, a Planet, and a Natural Satellite?* to figure out which category each celestial body belongs to.
  - The clues are not necessarily given in a logical order. Students may need to go back to previous clues to complete their classification.

Integration (15 min)

Using the following answer key, lead the students through step 3. Check that they have classified the celestial bodies correctly.

© Alloprof

Categories - Answer Key

Star(s)

Sun

Natural satellite(s)

Proteus

Europa

Deimos

Titan

Moon

Phobos

Planet(s)

Mercury

Venus

Earth

Mars

Neptune

Jupiter

Uranus

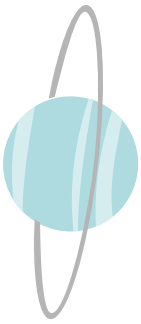

Saturn



© Alloprof

Recommended Steps (continued)

Conclusion (10 min)

- Students complete step 4.
- Students complete the self-evaluation.
  - The self-evaluation encourages students to reflect on what they learned during the activity. They are also invited to share a topic or related theme they would like to explore further. Their answers will help you see whether the teaching goal was achieved and give you ideas for future lessons.
  - Finally, they are asked whether they found the activity interesting and whether the level of difficulty was appropriate. Their answers will show whether they felt engaged in their learning and whether you need to adjust the level of difficulty.

© Alloprof

You've done this activity in class?
Do you have any suggestions or comments? Tell us what you think!



© Alloprof